


# Kindergarten LEARNING AT HOME Term 4 Week 1 4<sup>th</sup> – 8<sup>th</sup> October 2021

This is a sample guide of activities that you could use at home with your child/children. Choose a range of activities from each Key Learning Area, making sure that you complete some English and Mathematics tasks each day. The Kindergarten teachers have included some worksheets to be completed every day. Also included in your pack are some extra activities for you and your family to do, to support your learning.

**Don't forget to check your child's email for their class Zoom link for Tuesday and Thursday at 10:20am.**

## Structure of Your Day

At school we have a morning session, a middle session and an afternoon session. These sessions are broken up by breaks (recess and lunch). It is a good idea to structure your child's learning day at home the same way. Start at 9:00am, have a break at 10:00 (crunch and sip – fruit or vegetables and water), at 11:00am (for recess) and another one at 1:00pm (for lunch). These times are a guide only.

English				
Monday	Tuesday	Wednesday	Thursday	Friday
<p>Reading: Login to your new PM eCollection account and start reading. <a href="https://app.pmeollection.com.au/login">https://app.pmeollection.com.au/login</a> Read with an adult or sibling for 15 minutes. Remember to log on to Epic Reading. Watch the Youtube link below to see Mrs Kirk teach a guided reading lesson. <a href="https://www.youtube.com/watch?v=A0sKt3QmbFo">https://www.youtube.com/watch?v=A0sKt3QmbFo</a></p>	<p>Reading: Login to your new PM eCollection account and start reading. <a href="https://app.pmeollection.com.au/login">https://app.pmeollection.com.au/login</a> Read with an adult or sibling for 15 minutes. Remember to log on to Epic Reading.</p>	<p><b>Wellbeing Wednesday</b> Today you are having the day off Learning from Home and you have the day to have some fun.</p> 	<p>Reading: Login to your new PM eCollection account and start reading. <a href="https://app.pmeollection.com.au/login">https://app.pmeollection.com.au/login</a> Read with an adult or sibling for 15 minutes. Remember to log on to Epic Reading.</p>	<p>Reading: Login to your new PM eCollection account and start reading. <a href="https://app.pmeollection.com.au/login">https://app.pmeollection.com.au/login</a> Read with an adult or sibling for 15 minutes. Remember to log on to Epic Reading.</p>

# Kindergarten LEARNING AT HOME Term 4 Week 1 4<sup>th</sup> – 8<sup>th</sup> October 2021

<p>Sight Word sheet for today: <b>I go to school by car.</b></p> <p>You need to cut and paste the sentence in the correct order on the top line then write the sentence on the second line.</p> <p>Once you have completed the worksheet you need to practise your other sight words and play some sight word games.</p>	<p>Sight Word sheet for today: <b>I can see a little dog.</b></p> <p>You need to cut and paste the sentence in the correct order on the top line then write the sentence on the second line.</p> <p>Once you have completed the worksheet you need to practise your other sight words and play some sight word games.</p>		<p>Sight Word sheet for today: <b>I like to eat apples.</b></p> <p>You need to cut and paste the sentence in the correct order on the top line then write the sentence on the second line.</p> <p>Once you have completed the worksheet you need to practise your other sight words and play some sight word games.</p>	<p>Sight Word sheet for today: <b>This is my mum and dad.</b></p> <p>You need to cut and paste the sentence in the correct order on the top line then write the sentence on the second line.</p> <p>Once you have completed the worksheet you need to practise your other sight words and play some sight word games.</p>
<p>Sound sheet for today: <b>2 pages CVC Vowel Sounds</b></p> <p>Once you have completed your CVC worksheet try to write as many words as you can think of from those word families.</p>	<p><a href="#">Don't forget to Zoom with your teacher at 10:20am</a></p> <p>Sound sheet for today: <b>2 pages CVC Vowel Sounds</b></p> <p>Once you have completed your CVC worksheet try to write as many words as you can think of from those word families.</p>	<p><b>COMPLETE ANY OF THE MATRIX ACTIVITIES YOU WOULD LIKE TO DO (ALL DAY)</b></p>	<p><a href="#">Don't forget to Zoom with your teacher at 10:20am</a></p> <p>Sound sheet for today: <b>2 pages CVC Vowel Sounds</b></p> <p>Once you have completed your CVC worksheet try to write as many words as you can think of from those word families.</p>	<p>Sound sheet for today: <b>1 page CVC Vowel Sounds</b></p> <p>Once you have completed your CVC worksheet try to write as many words as you can think of from those word families.</p>



# Kindergarten LEARNING AT HOME Term 4 Week 1 4<sup>th</sup> – 8<sup>th</sup> October 2021

<p>Writing: Mrs Maytom: <b>"All the ways to be smart"</b></p> <p><a href="https://www.youtube.com/watch?v=istXCyEd17I">https://www.youtube.com/watch?v=istXCyEd17I</a></p> <p>This week you are going to be watching the Kindergarten teachers read you a story. After you have listened to the story, you need to talk about the story with your parent and then draw or write about what happened at the beginning, middle and end of the story. We have included a worksheet for you to write on. You can also write in a book or on some blank paper.</p>	<p>Writing: Miss Buckman: <b>"Rhyming words"</b></p> <p>Watch 'Thelma the Unicorn' before following along with Miss Buckman. See how many rhyming words you can write. We also call these words "Word Families".</p> <p>Thelma the Unicorn link: <a href="https://www.youtube.com/watch?v=hkL5O17z52U">https://www.youtube.com/watch?v=hkL5O17z52U</a></p> <p>Lesson link: <a href="https://www.youtube.com/watch?v=1BqvIVMI6aE">https://www.youtube.com/watch?v=1BqvIVMI6aE</a></p>		<p>Writing: Mrs Koz: <b>"What do they do with all the Poo from all the animals at the Zoo?"</b></p> <p><a href="https://www.youtube.com/watch?v=0Y0sZdLWwKI">https://www.youtube.com/watch?v=0Y0sZdLWwKI</a></p> <p>After you have listened to the story, you need to talk about the story with your parent and then draw or write about what happened at the beginning, middle and end of the story.</p>	<p>Writing: Mrs Waghorn: <b>"Grandpa and Thomas"</b></p> <p><a href="https://www.youtube.com/watch?v=aSSzHVyVzgA">https://www.youtube.com/watch?v=aSSzHVyVzgA</a></p> <p>After you have listened to the story, you need to talk about the story with your parent and then draw or write about what happened at the beginning, middle and end of the story.</p>
---	--	--	---	--

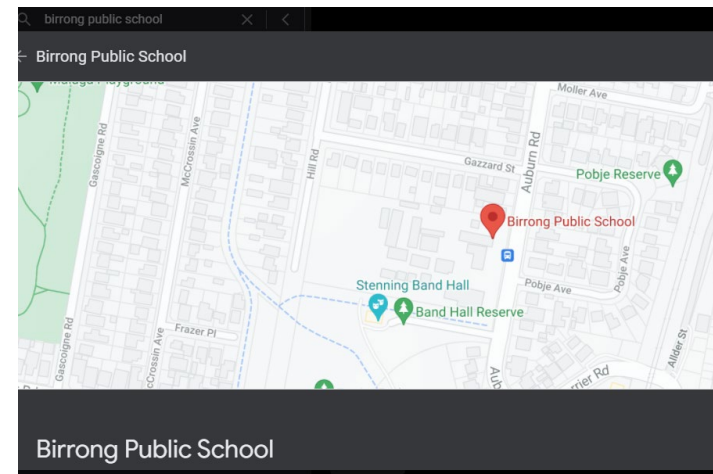
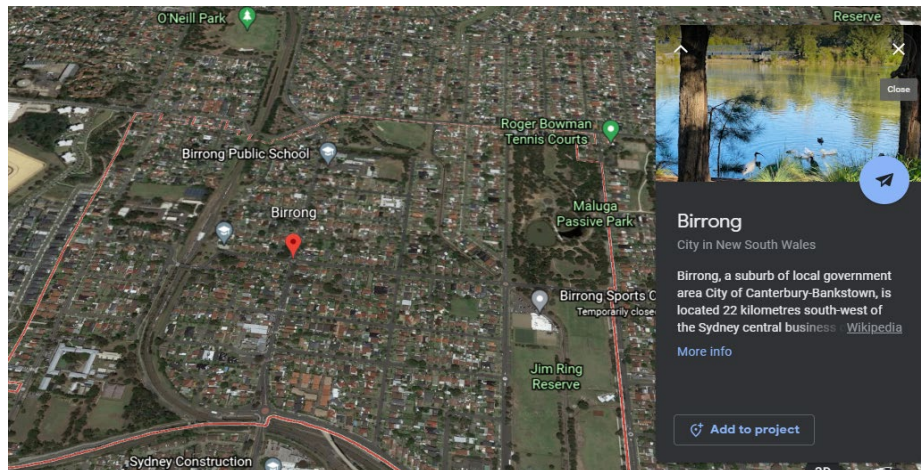
# Kindergarten LEARNING AT HOME Term 4 Week 1 4<sup>th</sup> – 8<sup>th</sup> October 2021

## Mathematics

Monday	Tuesday	Wednesday	Thursday	Friday
<p>Maths:</p> <p><b>2 Worksheets - Number Sequence</b></p> <p>Practise writing and counting forwards and backwards from 1 to 30 starting at different numbers each time.</p>	<p>Maths:</p> <p><b>2 Worksheets - Tens Frames</b></p> <p>Make your own Tens Frames and make them into a book from 1 to 30.</p>	<p><b>Wellbeing Wednesday</b></p> <p>Today you are having the day off Learning from Home and you have the day to have some fun.</p>	<p>Maths:</p> <p><b>2 Worksheets - Order Length</b></p> <p>Use lots of different utensils from the kitchen and see how long you can make the line from shortest to longest. Ask mum or dad first and remember to put them back where you got them from.</p>	<p>Maths:</p> <p><b>2 Worksheets - Before/After</b></p> <p>Using some paper cut into strips and sticky tape or glue, make a paper chain with the numbers in order from 0 to 30. See how long it is.</p>

## History and Geography


Ask an adult to help you find your house on Google Earth. See if you can find a friend's house too.



# Kindergarten LEARNING AT HOME Term 4 Week 1 4<sup>th</sup> – 8<sup>th</sup> October 2021

## Science and Technology

<http://www.scottle.edu.au/ec/resolve/view/L700>



This term we are going to be learning about “Forces and Movement”. Play this fun game where you will be using monkeys to push or pull animals to the zoo. After you have played the game you can complete the worksheet “Push and Pull”.

You need to colour the pictures then cut them out and glue them in the columns for push, pull or push and pull.

## Personal Development, Health and Physical Education

**Talk with your family about your strengths and challenges.**

- What is the difference between a strength and a challenge?
- Why is it important to be able to identify your own strengths and challenges?
- How can setting goals and practising your challenges daily help you to improve your skills?

<https://www.youtube.com/watch?v=z0kQqbVAUFg>

Complete the provided worksheet.

Follow along with one of your SISA teachers as they do a lesson on Throwing and Catching.

<https://www.youtube.com/watch?v=j0OYAvxJCxg>

# Kindergarten LEARNING AT HOME Term 4 Week 1 4<sup>th</sup> – 8<sup>th</sup> October 2021

## Creative and Performing Arts

Art/Craft sheets attached. You choose.

Art/Craft sheets attached. You choose.

## Online Learning Options

- pm ecollection  
<https://app.pmeollection.com.au/login>
- Epic - <https://www.getepic.com/sign-in/educator>
- Studyladder - <https://www.studyladder.com.au/>
- Starfall - <https://www.starfall.com/h/>
- ABCya - <https://www.abcya.com/>
- Storyline Online - <https://storylineonline.net/>
- Early Learning pack from the NSW Education Department  
[Guided learning packages - Early Stage](https://sites.google.com/education.nsw.gov.au/guided-learning-packages/week-a/es1)  
<https://sites.google.com/education.nsw.gov.au/guided-learning-packages/week-a/es1>

Epic Codes:

**Kinder Blue** **klv0402**

**Kinder Green** **jra2562**

**Kinder Red** **ydx4760**

