

This is a sample guide of activities that you could use at home with your child/children. Choose a range of activities from each Key Learning Area, making sure that you complete some English and Mathematics tasks each day. Some activities can be repeated daily.

Weekly Overview

This is an overview for the following week. It includes instructions, the news topic for the week and spelling words. The rest of the week is planned out for you with a start time of 9:00am. Have a break at 11:00am (for recess) and another one at 1:00pm (for lunch). These times are a guide only.

Year 1 Words - 'oy'

boy toy joy enjoy royal annoy destroy jet dig help two four

Year 2 Words - silent 'c'

land quiz scent scene scenery muscle scissors science crescent ascend
descend obscene gram kilogram scimitar

Sentence a Day

A question is a type of sentence that we ask to get more information from another person. This week you will answer a question with a statement. Statements are sentences that give a fact, idea or opinion.

For example, (question) What did you do on the weekend?

(statement) On the weekend, I went to the park to play on the swings.

Extension: Add adjectives (describing words), verbs (action words), prepositions (where something is or happened).

Speaking and Listening - News Based Activity

Topic: Use your persuasive or recount writing to present as your news.

Present your news to your family at home. Practise standing up tall, show direct eye contact, use a clear and confident voice and speak with expression.

Ask your family to give you feedback in the form of two stars and a wish - two things that you did well and one thing you could improve on.

If you have access to technology, record yourself presenting your news and upload this to Google Classroom for your teacher to see. If you do not have access to Google Classroom, you do not have to record yourself, just practise presenting your news to your family.

Miss Buckman Watch these videos from Miss Buckman to help you practise your recount writing.

Recount Writing Part 1 <https://youtu.be/lij--jChsu4>

Recount Writing Part 2 <https://youtu.be/lrZzRaw2fbE>



This is a sample guide of activities that you could use at home with your child/children. Choose a range of activities from each Key Learning Area, making sure that you complete some English and Mathematics tasks each day. Some activities can be repeated daily.

Monday - Literacy

Spelling

Dictionary Meanings - choose 5 of your spelling words and write down the meaning of them. If you don't know the meaning, use a dictionary, ask somebody, or write what you think the word means. You may like to use this online dictionary: <https://kids.wordsmyth.net/we/>

Sentence a Day

What do you do special on your birthday? On my birthday I ...

Reading

Choose a fictional book of your choice to read or access online books via Epic

Reading.

Before reading: Identify five different features of the book such as the front cover, back cover, title, author, illustrator, spine of the book and blurb. Make a prediction about where the story will take place, who the story is about (characters) and what will happen in the text.

As you read: Identify and record the characters, setting, problem and solution of the book

After reading: Reread your prediction. Was your prediction right? Write a sentence about what aspects of your prediction were correct.

Extension Write your own version of the story you just read. Think about changing an aspect of the text - the setting, characters, problem or solution. Create a new book cover and title for your story.



This is a sample guide of activities that you could use at home with your child/children. Choose a range of activities from each Key Learning Area, making sure that you complete some English and Mathematics tasks each day. Some activities can be repeated daily.

Year 1 Writing - Proofreading. Find the following mistakes and rewrite the sentences correctly. Check your answers on the last page.

Hint: 6 capital letters, 1 full stop, 6 spelling mistakes

1. On tusday i'm gowing to sea the new king kong movie wif my friend omar becuase it is hes birthday

Hint: 4 capital letters, 1 question mark (?), 6 spelling mistakes

2. wen are yor sisters Jasmine coming too centro bankstown to hav lunch and by sum books?

Year 1 Extension Can you find the mistakes?

Hint: There are 6 sentences, 11 capital letters, 4 full stops, 1 question mark (?), 8 spelling mistakes and 1 exclamation mark (!)

3. do you want to play the best sport ever If you said yes, then you should play soccer

the first reason i love soccer is becuase i can play with my famly, my frends at birrong or whith my team evry saturday another reason is that my mum is happee because i'm outside running around in the fresh air instead ov in front of a screen. the last reason I love soccer is because you can play all year rownd.

soccer is the best so start playing today!

Year 2 Writing -Proofreading. Find the following mistakes and rewrite the sentences correctly. Check your answers on the last page.

Hint: 8 sentences, 7 capital letters, full stops, 2 question marks, 4 commas (look for a list) and 11 spelling mistakes (use your word mat to help).

Remember, when you are trying to work out where a new sentence starts, listen to when your voice goes down and you are starting a new message.

yay for zoos

i strongly beleve that zoos are very important we have lots of zoos in australia where we can see many, diffrent animals

in my opinion, zoos like taronga zoo are extremely important so that we can help protect animals that might become extinct tigers giraffes and rhinos all need our help

another important reason we need zoos is because thay let us see unusual animals some animals like elephants and zebras ar native to Africa so if it was not for zoos we might never, ever get the chance to see them how sad wood that be

The final reason why we need zoos is because we can learn about so many different animals zookeepers poot on a special talk to teach us about animals such as seals birds meerkats and more

I don't no that you will agree whith me when I say we absolutely must zoos to help us learn and enjoy ovr animal frends why don't you go and ask yor mum and dad if you can go to the zoo today

This is a sample guide of activities that you could use at home with your child/children. Choose a range of activities from each Key Learning Area, making sure that you complete some English and Mathematics tasks each day. Some activities can be repeated daily.

Brain Break - Time for an activity.

Monday - Mathematics


Year 1 Warm Up

Start at different numbers (e.g. 12, 23, 33, 49) and practise counting forward and backwards from these numbers.

Year 1 Fractions

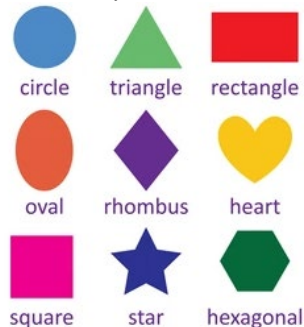
A half means to make something into 2 equal parts. You can cut a shape in half or make a group of objects into 2 equal parts.

For example:



If you have access to the internet, watch the video [Finding Half of Shapes](#).

Draw the following shapes then use a pencil to show half:



Year 2 Warm Up

Start at different numbers (e.g. 67, 97, 118, 179) and practise counting forward and backwards from these numbers.

Year 2 Fractions

A half means to make something into 2 equal parts. You can cut a shape in half or make a group of objects into 2 equal parts. $\frac{1}{2}$ means half.

For example:



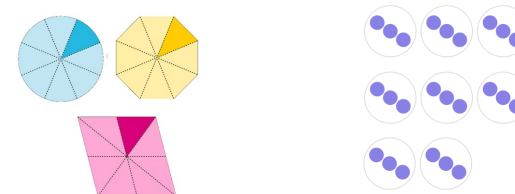
A quarter means to make something into 4 equal parts. You can cut a shape in quarters or make a group of objects into 4 equal parts. $\frac{1}{4}$ means a quarter.

For example:



An eighth means to make something into 8 equal parts. You can cut a shape in eighths or make a group of objects into 8 equal parts. $\frac{1}{8}$ means an eighth.

For example:



This is a sample guide of activities that you could use at home with your child/children. Choose a range of activities from each Key Learning Area, making sure that you complete some English and Mathematics tasks each day. Some activities can be repeated daily.

	<p>Use pegs, pencils or coins for this activity:</p> <ul style="list-style-type: none"> ★ Grab 22 pegs, pencils or coins and divide them into 2 equal groups ★ Grab 40 pegs, pencils or coins and divide them into 4 equal groups ★ Grab 16 pegs, pencils or coins and divide them into 8 equal groups
--	---


Extension

Use pegs, pencils or coins for this activity:


- ★ Grab 10 pegs, pencils or coins and divide them into 2 equal groups
- ★ Grab 20 pegs, pencils or coins and divide them into 2 equal groups
- ★ Grab 30 pegs, pencils or coins and divide them into 2 equal groups

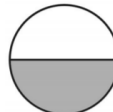
Extension

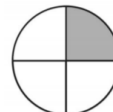
Draw these pictures into your book and then write if they show $\frac{1}{2}$, $\frac{1}{4}$ or $\frac{1}{8}$.
For example:

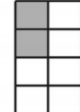


$\frac{1}{4}$












Colour $\frac{1}{8}$ of each shape.







Brain Break - Time for an activity.

History - The Harbour Bridge

<https://www.nma.gov.au/learn/kspace/sydney-harbour-bridge-1930/kids>

Go to this website on the Harbour Bridge and scroll down to the link to watch the **video on the construction and opening of the bridge.**

Below the video link is a another called online features and below that is a link called **Symbols of Australia**

Symbols of Australia explores some of the symbols Australians have chosen to represent themselves and their nation, including the kangaroo, boomerang, Vegemite, Uluru and the Southern Cross.

Choose your favourite symbol of Australia and **draw this and write why** - giving two reasons why you chose this symbol.

This is a sample guide of activities that you could use at home with your child/children. Choose a range of activities from each Key Learning Area, making sure that you complete some English and Mathematics tasks each day. Some activities can be repeated daily.

Tuesday - Literacy

Spelling

Make a poster of all of your spelling words. Write the spelling sound at the top of the page in a bubble. Come up with words of your own in your poster.

Draw a picture of the words that you are able to. For example - boy = draw a boy, toy = draw a toy, Scissors = draw a pair of scissors.

Extension: Find words that rhyme with your spelling words. For example: boy=toy=enjoy, jet=met=get.

Sentence a Day

What makes you special? I am special because ...

Reading

Read a non-fiction book from Epic Reading or a book that you have at home. Write down 4 interesting facts that you have learned from the book.

-Make a bookmark by writing the facts on one side and drawing the pictures on the other side.

Extension- Write 2 questions you still have about the topic you have read about. Research the two questions to find out the answers.

Year 1 Writing - Persuasive Text

Which book is your favourite?

Title: The Best Book Ever!

Introduce your writing in an interesting way, for example:

You have got to read _____. It is the best book that I have read!

Write three sentences and give reasons why this book is your favourite, for example: characters, creatures or facts, story, it's part of a series, your friends like that type of book.

The first reason... The second reason ... The last reason

Closing: Remind the reader why you think that it is the best book ever and tell them to do something, for example:

I'm sure that you can't wait to read such an exciting book with great characters! Go and get a copy today!

Extension:

* Use different sentence starters using your persuasive word mat.

* Give more than 3 reasons.

Year 2 Writing – Persuasive Text

Which book is your favourite?

Make up a

Title, for example, The Best Book Ever! (Try and make up your own title).

Introduce your writing in an interesting way (see Year 1 but make up your own).

Write at least three reasons why you believe this is the best book, for example: interesting characters, creatures or facts, funny story, it's part of a series, you want to help your friend find a book because he/she doesn't like reading. Give examples for each reason, for example:

This book has the most amazing characters/creatures. _____ (character's name makes me laugh the way he/she)

Closing and call to action: Remind the reader what you believe and get them to do something, for example:

I'm sure you can't wait to! Make sure you get a copy today!

Extension: Use the word mat to use different sentence starters and start your introduction with a question.

Brain Break - Time for an activity

This is a sample guide of activities that you could use at home with your child/children. Choose a range of activities from each Key Learning Area, making sure that you complete some English and Mathematics tasks each day. Some activities can be repeated daily.

Tuesday - Mathematics

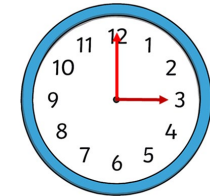
MUST DO: Year 1 and 2 Warm Up

Year 1 and 2: Estimate means to roughly calculate or judge a number or value by making a guess.

Instructions: Stand up, close your eyes and estimate how long it takes for one minute (60 seconds) to pass. Ask a parent/carer to record on a stopwatch. When you think 60 seconds have passed, you can open your eyes and sit down. Once you have opened your eyes, your parent/carer will tell you how many seconds have actually passed.

What strategies did you use to estimate the duration of 60 seconds? Was your estimation close to or far off of the minute?

If you can, access this [analogue clock resource](#) and press 'real time'. Watch the seconds hand tick for 60 seconds and pay attention to ticks at equal (regular) intervals.



the time

how it

Year 1 and 2: Practise counting forwards by ones from 0, 25, 50, 75 and 120.

Year 2: Practise skip counting forwards by 5s from 0, 35, 50, 75 and 145.

Notes about reading and telling time for students:

- There are 60 seconds in one minute and 60 minutes in one hour. *Year 2:* This means there are 30 minutes in half an hour.
- 'HOUR' has 4 letters so it is the short hand, and 'MINUTE' has 6 letters so it is the long hand.

MUST DO: Year 1 - Time → revision of o'clock times

Video resource: [Telling the Time for Kids: O'Clock Times](#)

Make your analogue clock using the templates provided and use it to show the following o'clock times:

- 6 o'clock, 9 o'clock, 11 o'clock, 12 o'clock, 3 o'clock, 5 o'clock.

Draw an analogue clock in your book and use a different colour pencil to draw the hands to show each of the above times. For example, read for 6 o'clock, blue for 9 o'clock and so on. Refer to the analogue clock poster resource provided to you.

MUST DO: Year 2 - Time → revision of half past times

Video resource: [Telling the Time for Kids: Half Past Times](#)

Same instructions as Year 1 above. However, show the following times instead:

- half past 8 (8:30), half past 10 (10:30), half past 12 (12:30), half past 2 (2:30), half past 4 (4:30) half past 6 (6:30).

SHOULD DO: Year 1 and 2 - Recognising Time

What time do you do the following activities? Wake up in the morning, Eat breakfast, Start school, Finish school, Eat dinner, Do some homework, Go to bed.

COULD DO: Year 1 Extension

- Use colours that you have not yet used to show your choice of o'clock times.
- Write the times in digit form. Eg. 6 o'clock = 6:00

COULD DO: Year 2 Extension

- Use colours that you have not yet used to show your choice of o'clock and half past times.

This is a sample guide of activities that you could use at home with your child/children. Choose a range of activities from each Key Learning Area, making sure that you complete some English and Mathematics tasks each day. Some activities can be repeated daily.

- Practise showing the half past times in the year 2 instructions.

- Write the times in digit form. *Eg. half past 9 = 9:30*
- How many minutes have passed when the minute hand points to the 1, 3, 5, 6, 9, 11?

Brain Break - Time for an activity.**Science**

The season we are in now is spring! The season before spring is winter and the season after spring is summer.

What season is spring more like out of winter and summer? Is it cold and wet like winter or more warmer like summer?

Write a sentence describing which season you think spring is more like out of winter and summer. You can draw a picture of spring weather if you'd like to.

This is a sample guide of activities that you could use at home with your child/children. Choose a range of activities from each Key Learning Area, making sure that you complete some English and Mathematics tasks each day. Some activities can be repeated daily.

Wellbeing Wednesday

**COMPLETE ANY OF THE
MATRIX
ACTIVITIES YOU WOULD
LIKE TO DO (ALL DAY)**



This is a sample guide of activities that you could use at home with your child/children. Choose a range of activities from each Key Learning Area, making sure that you complete some English and Mathematics tasks each day. Some activities can be repeated daily.

Thursday - Literacy

Spelling

Look, Say, Cover Write, Check:

You might have done this before but if you can't remember how to do a look, say, cover, write, check, read the steps below:

- Read your spelling word
- Say it out loud
- Cover the word so you can't see it
- Write the word
- Check to see if you spelt the word correctly

Sentence a Day

If you could fly for a day, where would you fly? If I could fly for a day I would ...

Reading

Choose a non-fiction book from Epic Reading or a book that you own.

What I Know	Want to Know	What I Learned

Before Reading:

1. Look at the cover and title of the book. Discuss what you think it is about and why you think this.
2. Create a table like the one below, with one column titled 'What I Know', 'Want to Know' and 'What I Learned':

3. In the 'What I Know' column, write down all the information you already know about the book's topic.
4. In the 'Want to Know' column, write down any questions you have about the topic or anything you've always wanted to know about the book's topic.

After Reading:

5. Look at the questions you wrote down in your 'Want to Know' column. Think about what you just read - were your questions answered by the book? Discuss this with a family member, as well as anything you learned about the topic from the book.
6. Write down what you have learnt from the book in the 'What I Learned' column.

Extension: Write a letter to someone from your class about at least 3 new things you learned from the book you have just read and give a recommendation about why they should or shouldn't read this book.

This is a sample guide of activities that you could use at home with your child/children. Choose a range of activities from each Key Learning Area, making sure that you complete some English and Mathematics tasks each day. Some activities can be repeated daily.

Writing Year 1 - Recount writing

Just like in Week 8 write a recount of what you did on Wellbeing Wednesday.

Word Mats are included to help with Sentence Starters and words that you might like to use in your writing.

Watch the video to remind you about what to include in a recount:

<https://www.youtube.com/watch?v=Z2EQIcIHN1s>

Write about everything you did during wellbeing day.

Remember to include:

Title: Wellbeing Wednesday

Orientation/introduction: This includes when, who, what and where.

For example:

On Wednesday, our teacher let us have lots of fun doing activities for well-being day.

Sequence of Events: Tell us what you did in order.

First/For my first activity ... I helped my mum cook pancakes and we ate them with berries and yoghurt.

Writing Year 2 - Recount writing

Just like in Week 8 write a recount of what you did on Wellbeing Wednesday.

Recount Word Mats are included to help with Sentence Starters and words that you might like to use in your writing.

Watch the video to remind you about what to include in a recount:

<https://www.youtube.com/watch?v=Z2EQIcIHN1s>

Write about all the exciting activities that you did during wellbeing day. You might like to write a plan about what you did to help you.

Remember to include:

Title: Wonderful Wellbeing Wednesday or make up an interesting title of your own

Orientation/introduction: See Year 1 example but if you can, try to hook the reader in by writing an interesting opening. For example:

Yesterday was absolutely awesome because our teacher let us have fun doing wellbeing activities instead of our usual learning. There were so many activities that we could choose from and I can't wait to tell you about what I did!

Sequence of Events: Tell us what you did in order. For each activity begin a new paragraph. You can use your word mat to begin your sentences in an interesting way.

This is a sample guide of activities that you could use at home with your child/children. Choose a range of activities from each Key Learning Area, making sure that you complete some English and Mathematics tasks each day. Some activities can be repeated daily.

Next/ A little while later we built a castle out of lego.

After lunch we.... went to play soccer in the back yard with my family. I was really tired at the end of the game but it was lots of fun.

At the end of the day we played snakes and ladders.

Closing: Tell us how you felt about the day? What did you enjoy the most?

For example: At the end of well-being Wednesday I felt so happy. It was the best day ever and I hope we get to do it again soon!

Extension: Write 2 or 3 sentences about each activity. Include who played, anything funny that happened, who won. See Year 2 examples.

- Use your word mats to write interesting sentence starters.

First paragraph: Write at least 2 sentences about what you did first

Second Paragraph: Write at least 2 sentences

3rd Paragraph: Write at least 2 sentences about what you did in the afternoon.

Closing: Tell us how you felt about the day? What did you enjoy the most?

Extension: Write more than 2 sentences about each activity. Include who played, anything funny that happened, who won.

- Instead of telling us how you felt, tell us what that looks like, for example:

This is a sample guide of activities that you could use at home with your child/children. Choose a range of activities from each Key Learning Area, making sure that you complete some English and Mathematics tasks each day. Some activities can be repeated daily.

Brain Break - Time for an activity.

Thursday - Mathematics

MUST DO: Year 1 Warm Up

Identify the missing numbers in the sequence:

- 7 8 9 ___ 11 12 ___ 14 ___ 16 17 18 ___
- 20 ___ 18 17 16 ___ 14 13 12 ___
- 5 10 15 20 ___ 30 35 ___ 50 ___ 60
- 42 43 44 ___ 46 ___ 49 50 ___ 51 52
- 86 87 88 89 ___ ___ ___ 94 95 96

MUST DO: Year 2 Warm Up


Identify the missing numbers in the sequence:

- 99 100 101 102 103 104 ___ ___ ___
- 231 ___ 233 234 235 236 ___ 238 ___ 241
- 18 28 38 48 ___ 68 ___ 88 ___ 118 128
- 346 345 344 ___ 342 ___ ___ 339 338 337 ___
- 998 999 1000 ___ 1002 1003 ___ ___ 1006 ___ 1008

MUST DO: Year 1 Fractions

Half means to make something into 2 equal parts. You can cut a shape in half or make a group of objects into 2 equal parts.

Circle the images below that are showing halves:



Model half of a whole using the following:

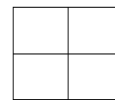
- A piece of paper
- A collection of toys

MUST DO: Year 2 Fractions

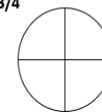
Fractions are numbers that show part of a whole. On the right is an image of the fractions we are familiar with.

Colour in the following fractions:

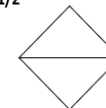
1. $\frac{1}{4}$



2. $\frac{3}{4}$



3. $\frac{1}{2}$



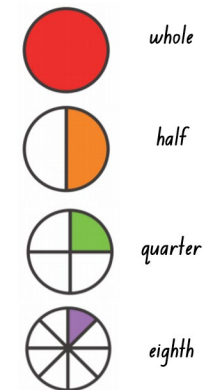

4. $\frac{1}{8}$



5. 1 whole



6. $\frac{4}{8}$



Model halves, quarters and eighths using the following:

- A piece of paper
- A collection of toys

This is a sample guide of activities that you could use at home with your child/children. Choose a range of activities from each Key Learning Area, making sure that you complete some English and Mathematics tasks each day. Some activities can be repeated daily.

COULD DO: Extension

With your parents' supervision model halves, quarters or eighths when preparing breakfast, lunch or your snacks for the day. You may model the fractions when cutting up a sandwich, toast, fruit or something else.



Brain Break - Time for an activity.

PD/H/PE

Remember to keep fit and healthy by exercising. It is very important that you keep moving while you are at home.

Click on the link and enjoy a yoga lesson with Miss Paige: <https://youtu.be/-uKEuikMrRo>

This is a sample guide of activities that you could use at home with your child/children. Choose a range of activities from each Key Learning Area, making sure that you complete some English and Mathematics tasks each day. Some activities can be repeated daily.

Friday - Literacy

Spelling

Spelling snap


Write out your spelling words on squares of paper twice for each word. Play snap with someone in your family. Divide the cards into two piles - one for you and one for your partner. MAKE SURE THE CARDS ARE MIXED UP. Take turns putting a card down and reading it. When two cards that have the same word come up after each other, say snap and take the pile. Continue to play until one player has no cards left.

Sentence a Day

How do you show kindness to someone? I am kind by

...

Reading



Look at this picture and predict what you think the book is about.

A prediction is when you look at the clues and make a guess on what will happen.

You should look at the pictures, the title and look at the colours.

What can these things tell you the book will be about? For example, I can see a bear with colourful markings on it. My prediction is I think the book will be about bears colouring each other with paint.

I predict Rainbow Bear will be about _____ because _____

Extension: Pick a book from Epic Reading that you have not read yet. Make a prediction about that book.

This is a sample guide of activities that you could use at home with your child/children. Choose a range of activities from each Key Learning Area, making sure that you complete some English and Mathematics tasks each day. Some activities can be repeated daily.

Year 1 Writing - Fact or Opinion

A **fact** is something that is true, for example:

- We need food and water to live.

An **opinion** is something that you think or believe, for example:

- Soccer is the best game ever.

Watch the following video to remind you of what an opinion is:

<https://www.youtube.com/watch?v=Yzwmweg8laRU>

1. Sort the following sentences and write them into two columns, either fact or opinion.

- I love apples. · Fish swim in water.
- Carrots are good for you. · Everyone wants a dog.
- The sun is hot. · Elephants can't fly.
- Spring is the best season.

Extension

Add some more facts and opinions to your lists.

Year 2 Writing - Fact or Opinion

A **fact** is something that you can prove to be true, for example:

We need food and water to live.

An **opinion** is something that you think or believe but you can't prove, for example:

- Soccer is the best game ever.

Watch the following video to remind you of what an opinion is:

<https://www.youtube.com/watch?v=Yzwmweg8laRU>

1. Sort the following sentences and write them into two columns, either fact or opinion.

Kangaroos are marsupials. Everyone loves chocolate ice cream

Birrong Public school is the best school. The Harbour Bridge is in Sydney.

Cats are cute animals. Summer is better than winter.

- Recycling is good for the environment

Extension Add another 3 facts and opinions to your lists.

- Write a reason for your opinions, for example:

I love ice cream because it is delicious. It cools you down in hot weather.

This is a sample guide of activities that you could use at home with your child/children. Choose a range of activities from each Key Learning Area, making sure that you complete some English and Mathematics tasks each day. Some activities can be repeated daily.

Friday - Mathematics

Year 1 Warm Up

Choose a number (0, 2, 12, 15, 31) and count forwards or backwards. You can skip count from one of the given numbers e.g. by 2s 2, 4, 6, 8

Year 2 Warm Up

Choose a number (12, 20, 35, 44) and skip count by 10s e.g. 12, 22, 32, 42

Time

Create a timetable for your day. Record it on a table by writing the time down and write or draw the activity you completed e.g. brushing teeth, eating breakfast. Record the times as digital times.

Time	Activity
9:00am	Brush teeth
9:10am	Eat breakfast

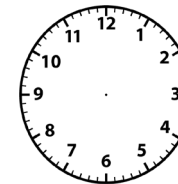
Extension Option 1

Write next to your activities how long it took to do each task e.g. 5 minutes to brush teeth, 15 minutes to eat breakfast.

Time	Activity	Length
9:00am	Brush teeth	5 minutes

Extension Option 2

Draw your times as analogue time (on a clock face). Remember the short hand tells the hour, the long hand tells the minute.



Brain Break - Time for an activity.

This is a sample guide of activities that you could use at home with your child/children. Choose a range of activities from each Key Learning Area, making sure that you complete some English and Mathematics tasks each day. Some activities can be repeated daily.

Creative Arts

Box Monsters



For the best results, use an empty tissue box, but if you don't have an empty tissue box, you can also use other boxes, pieces of cardboard or even paper will work if you cut holes in it.

You are going to make a monster like the ones in this picture.

Depending on what you have at home, you can paint or colour in the box.

You could also colour a pattern on your monster if you want to.

For the eyes and teeth, you can just cut pieces of paper into the right shapes, colour them and stick them on your monster.

Stage 1 Years 1 and 2 LEARNING AT HOME Week 9 6th Sept – 10th Sept 2021

This is a sample guide of activities that you could use at home with your child/children. Choose a range of activities from each Key Learning Area, making sure that you complete some English and Mathematics tasks each day. Some activities can be repeated daily.

EPIC Reading

<https://www.getepic.com/students>

Access this website to read along with engaging texts or independent reading. This site has a range of texts to suit all reading levels. Log in using the website above and then enter your class code. Find your name and happy reading.

1 Orange Class Code: hml0968 **2 Silver Class Code:** gpl8359 **1/2 Gold Class Code:** xmg0085 **1 Purple Class Code:** dmy6166
2 Lavender Class Code: cdz7768 **1 Aqua Class Code:** vdk9930 **2 White Class Code:** mwI5005

Google Classrooms

1 Purple Class Code: ik7nuti **1 Aqua Class Code:** dtjixav **1 Orange Class Code:** ppinpgh **1/2 Gold Class Code:** z47cf6k
2 Silver Class Code: j7y5wdx **2 Lavender Class Code:** zg4ixnj **2 White Class Code:** n2joxp6

Studyladder

<https://www.studyladder.com.au>

Access studyladder to engage in Mathematics and English tasks. Teachers can assign tasks and check completion. Please contact your child's teacher via Google Classroom or by phone if your child does not know their log in details.